



BENJAMIN MOORE, BLUE SPRUCE #1637
REAR FACADE: BUILDING ADDITION STUCCO

**JEFF
JORDAN
ARCHITECTS**

72 PARK AVENUE, FLOOR 3
RUTHERFORD, NJ 07070


646.753.0000
INFO@JJARCHS.COM

Project name
D'HALLUIN RESIDENCE

Date
09.21.21

Scheme

A1



BENJAMIN MOORE, WHITE DOVE #OC-17
REAR FACADE PLASTER TO REMAIN

**JEFF
JORDAN
ARCHITECTS**

72 PARK AVENUE, FLOOR 3
RUTHERFORD, NJ 07070


646.753.0000
INFO@JJARCHS.COM

Project name
D'HALLUIN RESIDENCE

Date
09.21.21

Scheme

A2



BENJAMIN MOORE, BLACK #2132-10
REAR FACADE: NEW ROOF DECK GUARDRAIL, METAL PANEL BETWEEN GLIDING PATIO DOOR & WINDOW

**JEFF
JORDAN
ARCHITECTS**

72 PARK AVENUE, FLOOR 3
RUTHERFORD, NJ 07070


646.753.0000
INFO@JJARCHS.COM

Project name
D'HALLUIN RESIDENCE

Date
09.21.21

Scheme

A3



WEATHER SHIELD OBSIDIAN #WSP06
REAR FACADE: NEW WINDOW & DOOR
FRAMES

**JEFF
JORDAN
ARCHITECTS**

72 PARK AVENUE, FLOOR 3
RUTHERFORD, NJ 07070


646.753.0000
INFO@JJARCHS.COM

Project name
D'HALLUIN RESIDENCE

Date
09.21.21

Scheme

A4



PETERSEN ALUMINUM, MATTE BLACK STEEL
REAR FACADE: METAL COPING AND MISCELLANEOUS FLASHING

**JEFF
JORDAN
ARCHITECTS**

72 PARK AVENUE, FLOOR 3
RUTHERFORD, NJ 07070

646.753.0000
INFO@JJARCHS.COM

Project name
D'HALLUIN RESIDENCE

Date
09.21.21

Scheme

A5

WAC LIGHTING

Tube

Single & Double Wall Mount 3000K

Model & Size	Color Temp & CRI	Watt	Lumens	Finish
<input type="radio"/> WS-W2604 Double	<input type="radio"/> 3000K 90	30W	1750	<input type="radio"/> AL Brushed Aluminum
<input type="radio"/> WS-W2605 Single	<input type="radio"/> 3000K 90	16W	800	<input checked="" type="radio"/> BK Black
				<input type="radio"/> BZ Bronze
				<input type="radio"/> GH Graphite
				<input type="radio"/> WT White

Fixture Type: _____

Catalog Number: _____

Project: _____

Location: _____

Example: **WS-W2604-AL**

DESCRIPTION

A simple sconce with endless possibilities. This cylindrical wall luminaire delivers powerful lumen output, either upwards or downwards, or a combination of both, depending on the configuration and application. Built to last with die-cast aluminum construction and designed with no visible hardware, this low profile highly versatile Tube is perfect for your exterior

FEATURES


- Title 24 may not be available for all finishes, check for availability
- 2605 Single, 2604 Double
- Driver concealed within the fixture
- 5 year warranty

SPECIFICATIONS

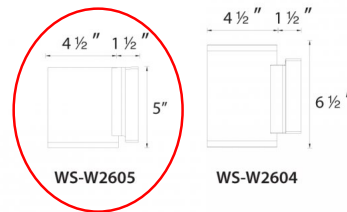
Construction:	Die-cast Aluminum
Power:	16W, 30W
Input:	120-277 VAC, 50/60Hz
Dimming:	ELV: 100-15% , 0-10V: 100-10%
Light Source:	Integrated LED
Rated Life:	70000 Hours
Mounting:	Mounts directly to junction box, Can be mounted on wall in all orientations
Finish:	Electrostatically Powder Coated: White, Graphite, Bronze, Black, Brushed Aluminum
Operating Temp:	-40°F to 122°F (-40°C to 50°C)
Standards:	ETL, cETL, Wet Location Listed, IP65, Title 24 JA8-2019 Compliant



FINISHES:



LINE DRAWING:



REAR FACADE LIGHT FIXTURE
WAC LIGHTING SINGLE WALL MOUNT, COLOR BLACK

**JEFF
JORDAN
ARCHITECTS**

72 PARK AVENUE, FLOOR 3
RUTHERFORD, NJ 07070

646.753.0000
INFO@JJARCHS.COM

Project name
D'HALLUIN RESIDENCE

Date
09.21.21

Scheme

A6